


# GXO-U129P

## 5V 7x5mm Oscillator with Tight Stability



- Tight frequency stability
- Enable / disable tristate function
- Power saving function
- Industry standard SM footprint

### CONFIGURABLE OPTIONS

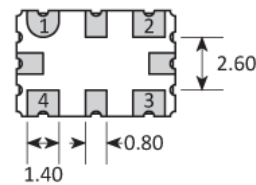
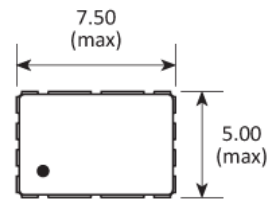
Parameter	Option Code
Frequency	
Frequency stability	
* see note below	
Any	
±20ppm	D
±15ppm	E
±10ppm	F
Operating temperature range	
Any	
-10 to +70 °C	
-40 to +85 °C	I

\* Frequency stability is inclusive of calibration @ 25 °C, operating temperature range, supply voltage change, load change, ageing, shock and vibration.

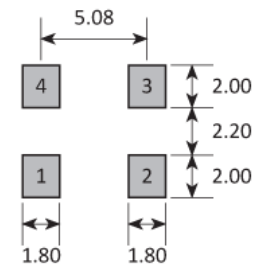
## SPECIFICATIONS

Frequency range	1.8 ~ 50.0MHz
Dimensions	7.5 x 5.0 x 1.5mm
Storage temperature range	-55 to +125 °C
Supply voltage ( $V_{DD}$ )	+5.0V ( $\pm 0.5V$ )
Supply current)	22mA max
Logic levels	'0' level = 10% $V_{DD}$ max '1' level = 90% $V_{DD}$ min
Start up time	5ms max
Waveform symmetry	45:55 max
Driving ability	10 LSTTL 15pF CMOS
Rise / fall time	5ns max
Enable / disable function	Tristate (control via pad 1) 5ms / 150ns
Stand-by current	50 $\mu$ A max

## PACKAGE DRAWING



### SOLDER PAD LAYOUT



TOP VIEW

PAD	CONNECTION
1	Enable/Disable
2	Ground
3	Output
4	Supply

Dimensions in mm

## ORDERING INFORMATION

To request a quotation for the GXO-U129P please use the configurable options form to choose the options you require and then submit your configured product to our team. Our expert advisers are always happy to help with your requirements and can be contacted on +44 1460 256 100 or at [sales@golledge.com](mailto:sales@golledge.com).

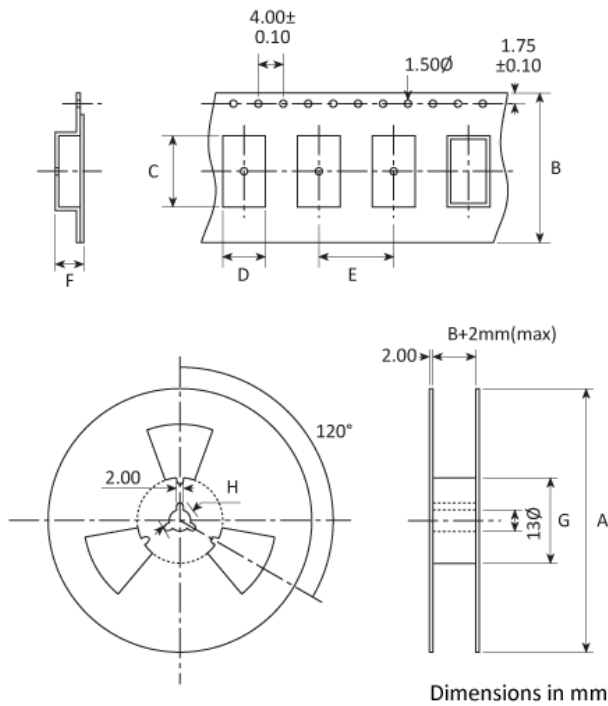
Following product selection you will be issued with a seven character Golledge part number. Your Golledge part number is the internationally accepted Golledge manufacturing part number (MPN) that should be used for all project documentation, including bills of materials (BoMs) and purchase orders.

If you have any queries regarding any of our documentation our dedicated sales team will be happy to help.

## ENABLE / DISABLE FUNCTION

Input (pad 1)	Output (pad 3)
Open	Enabled
'1' level	Enabled
'0' level	High Impedance

## TAPE & REEL SPECIFICATION



A:255 B:16 C:7.9 D:5.4 E:8 F:2.5 G:80 H:21

## CONSTRUCTION

Ceramic base with metal lid

## HANDLING & STORAGE



Human Body Model (HBM) 1A (250V to <500V)



Moisture Sensitivity Level (MSL): 1 (or not applicable)

## COMPLIANCE



Lead-free (< 0.1% by weight)



RoHS compliant with no exemptions. [See our declaration](#)



REACH compliant. [See our statement](#)



Free of conflict minerals. [See our declaration](#)



Free of Halogens. [See our declaration](#)



Free of Ozone-depleting substances. [See our declaration](#)