


# GXO-U115L

## 3.3V 5x3mm Oscillator with Extremely Low Current Consumption

- Enable / disable tristate function
- Power saving function



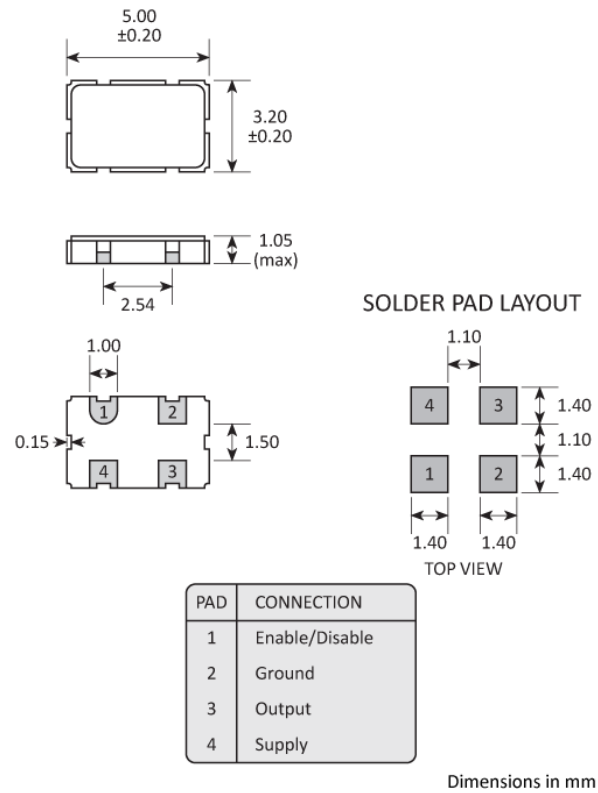
### CONFIGURABLE OPTIONS

Parameter	Option Code
Frequency	
Frequency stability	
Any	
±100ppm	
±50ppm	B
±25ppm	A
Operating temperature range	
Any	
-10 to +70 °C	
-40 to +85 °C	I

## SPECIFICATIONS

Frequency range	1.8 ~ 160MHz
Dimensions	5.0 x 3.2 x 1.05mm
Storage temperature range	-55 to +125 °C
Supply voltage ( $V_{DD}$ )	+3.3V ( $\pm 10\%$ )
Supply current	20mA max (1.8 ~ 50.0MHz) 30mA max (>50.0 ~ 80.0MHz) 40mA max (>80.0 ~ 125MHz) 50mA max (>125 ~ 160MHz)
Logic levels	'0' level = 10% $V_{DD}$ max '1' level = 90% $V_{DD}$ min
Start up time	5ms max (1.8 ~ 32.0MHz) 10ms max (>32.0MHz)
Waveform symmetry	45:55 max @ 50% $V_{DD}$ ( $\leq 50.0$ MHz) 40:60 max @ 50% $V_{DD}$ (>50MHz)
Driving ability	15pF CMOS
Rise / fall time	6ns max (1.8 ~ 80.0MHz) 4ns max (>80.0 ~ 125MHz) 3ns max (>125 ~ 160MHz)
Enable / disable function	Tristate (control via pad 1)
Stand-by current (power-saving)	10 $\mu$ A

## PACKAGE DRAWING



## ORDERING INFORMATION

To request a quotation for the GXO-U115L please use the configurable options form to choose the options you require and then submit your configured product to our team. Our expert advisers are always happy to help with your requirements and can be contacted on +44 1460 256 100 or at [sales@golledge.com](mailto:sales@golledge.com).

Following product selection you will be issued with a seven character Golledge part number. Your Golledge part number is the internationally accepted Golledge manufacturing part number (MPN) that should be used for all project documentation, including bills of materials (BoMs) and purchase orders.

If you have any queries regarding any of our documentation our dedicated sales team will be happy to help.

## ENABLE / DISABLE FUNCTION

Input (pad 1)	Output (pad 3)
Open	Enabled
'1' level	Enabled
'0' level	High Impedance

**MARKING**

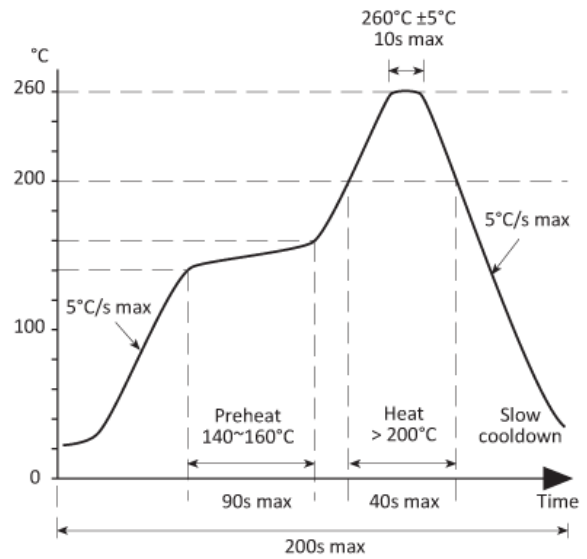
FREQUENCY  
DC

Marking type: Laser

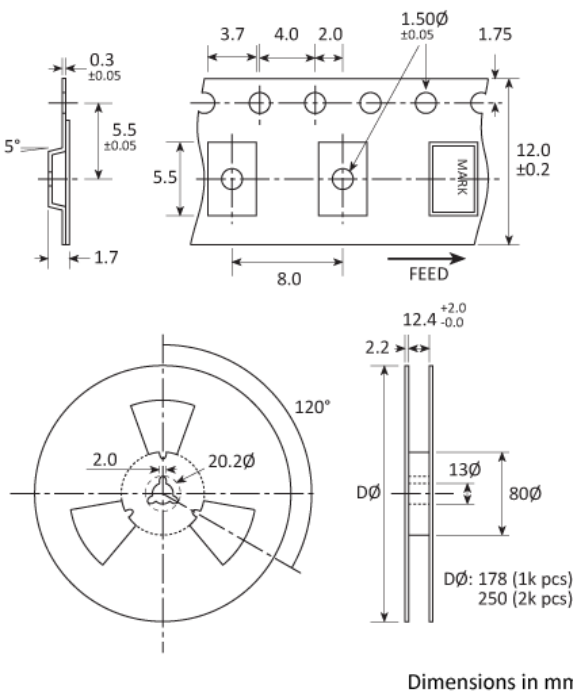
DC = Date Code in YM, eg. "GF" = Jun 2017

	A	B	C	D	E	F	G	H	J	K	L	M
Y	1	2	3	4	5	6	7	8	9	0		
M	Jan	Feb	Mar	Apr	May	Jun	Jul	Aug	Sep	Oct	Nov	Dec

**SOLDERING PROFILE**



**TAPE & REEL SPECIFICATION**



**HANDLING & STORAGE**



Human Body Model (HBM) 1A (250V to <500V)



Moisture Sensitivity Level (MSL): 1 (or not applicable)

## CONSTRUCTION


---


Ceramic base with metal lid

## COMPLIANCE


---


Please refer to our **DOCUMENTS** section for more information.


 Lead-free (< 0.1% by weight)

 RoHS compliant with no exemptions.

 REACH compliant.

 Free of conflict minerals.

 Free from halogens.

 Free from ozone-depleting substances.