


# GXO-U108P

## 5V 7x5mm Oscillator with Power Saving



- Standard frequencies held in stock
- Power saving function
- Enable / disable tristate function

### CONFIGURABLE OPTIONS

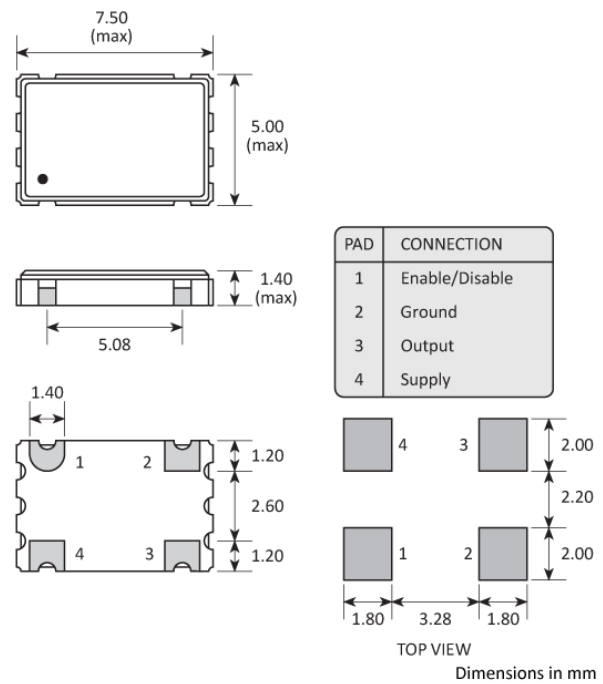
Parameter	Option Code
Frequency	
Frequency stability * see note below	
Any	
±100ppm	
±50ppm	B
±25ppm	A
±20ppm	D
Operating temperature range	
Any	
-10 to +70°C	
-40 to +85°C	I

\* Frequency stability is inclusive of calibration @ 25°C, operating temperature range, supply voltage change, load change, ageing, shock and vibration.

## SPECIFICATIONS

Frequency range	12.0kHz ~ 170MHz
Dimensions	7.5 x 5.0 x 1.4mm
Storage temperature range	-55 to +125 °C
Supply voltage ( $V_{DD}$ )	+5.0V ( $\pm 0.5V$ )
Supply current	18mA max ( $\leq 32.0\text{MHz}$ ) 50mA max ( $> 32.0 \sim 67.0\text{MHz}$ ) 80mA max ( $> 67.0 \sim 125\text{MHz}$ ) 90mA max ( $> 125 \sim 170\text{MHz}$ )
Logic levels	'0' level = 10% $V_{DD}$ max '1' level = 90% $V_{DD}$ min
Start up time	5ms max ( $< 32\text{MHz}$ ) 10ms max ( $> 32\text{MHz}$ )
Waveform symmetry	40:60 max
Driving ability	10 LSTTL 15pF CMOS
Rise / fall time	7ns max ( $< 80.0\text{MHz}$ ) 4ns max ( $80.0 \sim 125\text{MHz}$ ) 3ns max ( $125 \sim 170\text{MHz}$ )
Enable / disable function	Tristate (control via pad 1) 10ms / 100ns
Stand-by current	10 $\mu$ A
Net mass	135mg

## PACKAGE DRAWING



## ORDERING INFORMATION

To request a quotation for the GXO-U108P please use the configurable options form to choose the options you require and then submit your configured product to our team. Our expert advisers are always happy to help with your requirements and can be contacted on +44 1460 256 100 or at [sales@golledge.com](mailto:sales@golledge.com).

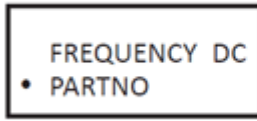
Following product selection you will be issued with a seven character Golledge part number. Your Golledge part number is the internationally accepted Golledge manufacturing part number (MPN) that should be used for all project documentation, including bills of materials (BoMs) and purchase orders.

If you have any queries regarding any of our documentation our dedicated sales team will be happy to help.

## ENABLE / DISABLE FUNCTION

Input (pad 1)	Output (pad 3)
Open	Enabled
'1' level	Enabled
'0' level	High Impedance

**MARKING**

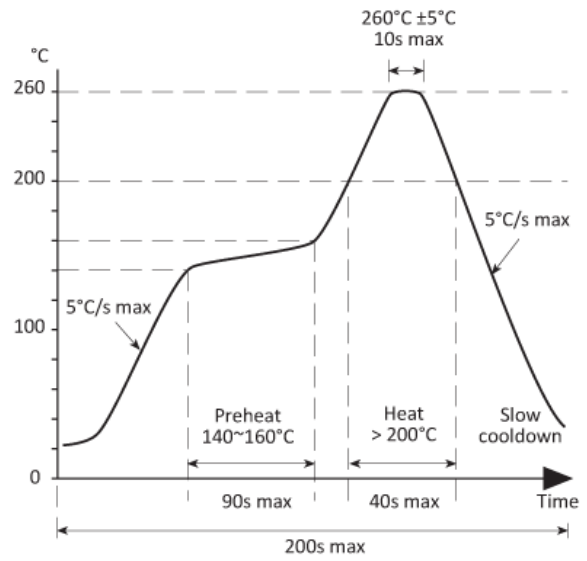


• Pin 1  
Marking type: Laser

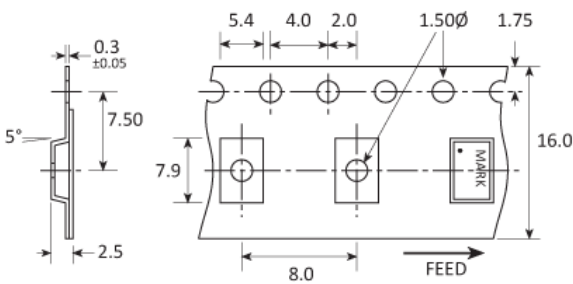
DC = Date Code in YM, eg. "GF" = Jun 2017

	A	B	C	D	E	F	G	H	J	K	L	M
Y	1	2	3	4	5	6	7	8	9	0		
M	Jan	Feb	Mar	Apr	May	Jun	Jul	Aug	Sep	Oct	Nov	Dec

**SOLDERING PROFILE**



**TAPE & REEL SPECIFICATION**



**HANDLING & STORAGE**



Human Body Model (HBM) 1A (250V to <500V)



Moisture Sensitivity Level (MSL): 1 (or not applicable)

Dimensions in mm

## CONSTRUCTION


---


Ceramic body with gold-plated pads  
Metal lid, seam sealed


## COMPLIANCE


---


Please refer to our **DOCUMENTS** section for more information.


 Lead-free (< 0.1% by weight)

 RoHS compliant with no exemptions.

 REACH compliant.

 Free of conflict minerals.

 Free from halogens.

 Free from ozone-depleting substances.