


# GXO-5300L

## High Frequency, Tight Stability 3.3V Oscillator with 5032 Package



- High precision with tight stability options
- Wide operating temperature ranges
- High frequency fundamental - no multiplier
- Low & medium volumes also available
- Enable / disable tristate function

### CONFIGURABLE OPTIONS

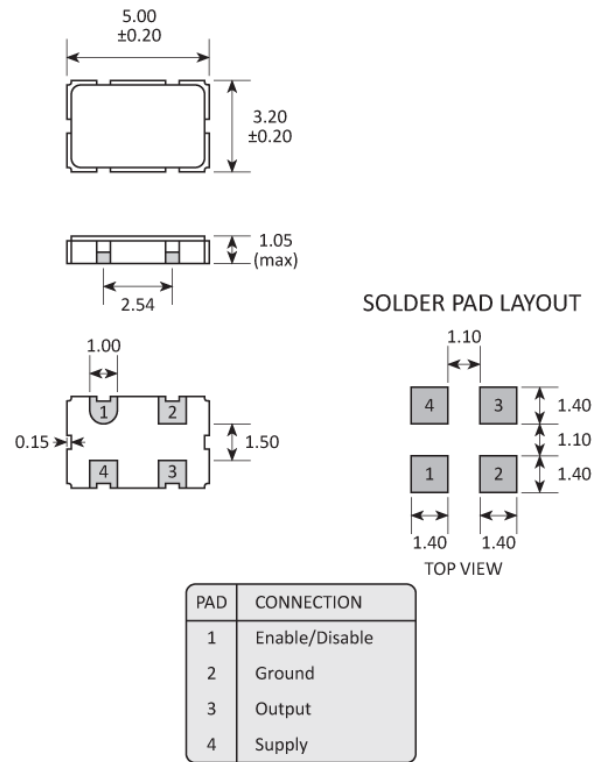
Parameter	Option Code
Frequency	
Frequency stability * see note below	
Any	
±2.5ppm max over -40 to +85°C	H
±5.0ppm max over -40 to +85°C	G
±10ppm max over -40 to +85°C	F
±20ppm max over -40 to +105°C	D
±25ppm max over -40 to +125°C	A

\* Frequency stability is inclusive of calibration @ 25°C, operating temperature range, supply voltage change, load change, shock and vibration. Option H inclusive of calibration @ 25°C and operating temperature range only.

## SPECIFICATIONS

Frequency range	10.0 ~ 160MHz
Dimensions	5.0 x 3.2 x 1.05mm
Storage temperature range	-55 to +125 °C
Supply voltage ( $V_{DD}$ )	+3.3V ( $\pm 5\%$ )
Supply current	11mA max (10.0 ~ 80.0MHz) 20mA max (80.0 ~ 160MHz)
Logic levels	'0' level = 10% $V_{DD}$ max '1' level = 90% $V_{DD}$ min
Start up time	5ms max
Waveform symmetry	45:55 max @ 50% $V_{DD}$
Driving ability	15pF CMOS
Rise / fall time (10~90% $V_{DD}$ )	6ns max ( $\leq 40.0$ MHz) 3ns max ( $> 40.0$ MHz)
Enable / disable function	Tristate (control via pad 1)
Stand-by current	10 $\mu$ A max
Phase jitter RMS	0.3ps typ (12kHz ~ 20.0MHz)

## PACKAGE DRAWING



Dimensions in mm

## ORDERING INFORMATION

To request a quotation for the GXO-5300 please use the configurable options form to choose the options you require and then submit your configured product to our team. Our expert advisers are always happy to help with your requirements and can be contacted on +44 1460 256 100 or at [sales@golledge.com](mailto:sales@golledge.com).

Following product selection you will be issued with a seven character Golledge part number. Your Golledge part number is the internationally accepted Golledge manufacturing part number (MPN) that should be used for all project documentation, including bills of materials (BoMs) and purchase orders.

If you have any queries regarding any of our documentation our dedicated sales team will be happy to help.

## ENABLE / DISABLE FUNCTION

Input (pad 1)	Output (pad 3)
Open	Enabled
'1' level	Enabled
'0' level	High Impedance

**MARKING**

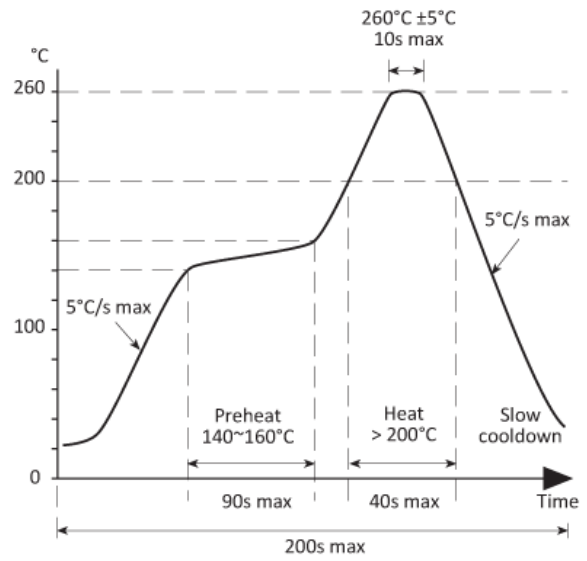
FREQUENCY DC  
PART NO

Marking type: Laser

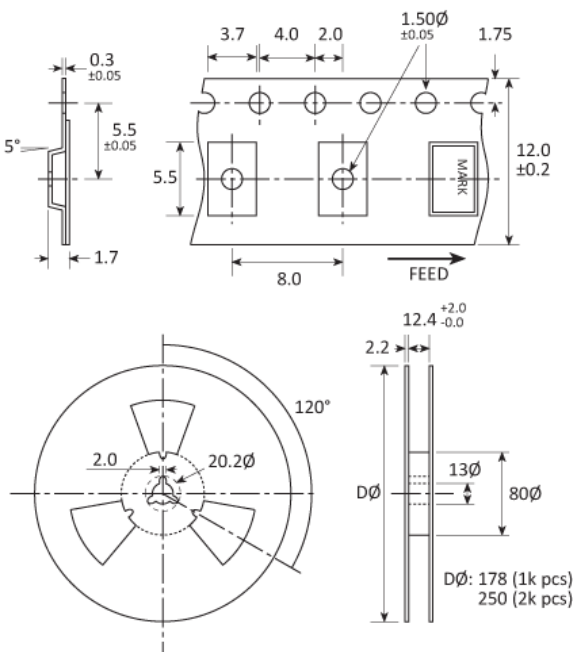
DC = Date Code in YM, eg. "GF" = Jun 2017

	A	B	C	D	E	F	G	H	J	K	L	M
Y	1	2	3	4	5	6	7	8	9	0		
M	Jan	Feb	Mar	Apr	May	Jun	Jul	Aug	Sep	Oct	Nov	Dec

**SOLDERING PROFILE**



**TAPE & REEL SPECIFICATION**



Dimensions in mm

**HANDLING & STORAGE**



Human Body Model (HBM) 1A (250V to <500V)



Moisture Sensitivity Level (MSL): 1 (or not applicable)


## CONSTRUCTION


---


Ceramic body with gold-plated pads Metal lid, seam sealed


## COMPLIANCE


---


 Lead-free (< 0.1% by weight )

 RoHS compliant with no exemptions. [See our declaration](#)

 REACH compliant. [See our statement](#)

 Free of conflict minerals. [See our declaration](#)

 Free of Halogens. [See our declaration](#)

 Free of Ozone-depleting substances. [See our declaration](#)