

# GXO-3204F

## 1.5V CMOS Oscillator

- Competitive pricing for high volumes
- Miniature ceramic package with metal lid
- Industry standard footprint
- Enable / disable tristate function

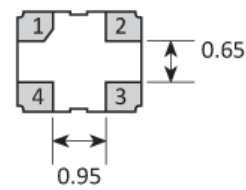
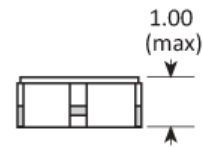
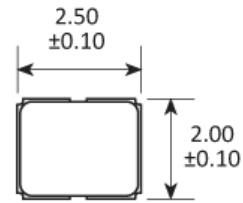
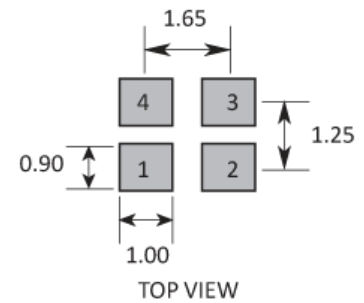


### CONFIGURABLE OPTIONS

Parameter	Option Code
Frequency	
Frequency stability * see note below	
Any	
±100ppm max	
±50ppm max	B
±25ppm max	A
Operating temperature range	
Any	
-20 to +70 °C	
-40 to +85 °C	I
-40 to +125 °C	H

**SPECIFICATIONS**

Frequency range	20.0 ~ 50.0MHz
Dimensions	2.5 x 2.0 x 1.0mm
Storage temperature range	-55 to +125 °C
Supply voltage ( $V_{DD}$ )	+1.5V ( $\pm 10\%$ )
Supply current	20mA max
Logic levels	'0' level = 10% $V_{DD}$ max '1' level = 90% $V_{DD}$ min
Start up time	10ms max
Waveform symmetry	45:55 @ 50% $V_{DD}$
Driving ability	15pF CMOS
Rise / fall time	10ns max
Enable / disable function	Tristate (control via pad 1)
Ageing	$\pm 5$ ppm / year max

**PACKAGE DRAWING**

**SOLDER PAD LAYOUT**


PAD	CONNECTION
1	Enable / disable
2	Ground
3	Output
4	Supply

Dimensions in mm

## ORDERING INFORMATION

To request a quotation for the GXO-3204F please use the configurable options form to choose the options you require and then submit your configured product to our team. Our expert advisers are always happy to help with your requirements and can be contacted on +44 1460 256 100 or at [sales@golledge.com](mailto:sales@golledge.com).

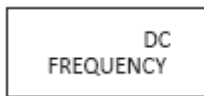
Following product selection you will be issued with a seven character Golledge part number. Your Golledge part number is the internationally accepted Golledge manufacturing part number (MPN) that should be used for all project documentation, including bills of materials (BoMs) and purchase orders.

If you have any queries regarding any of our documentation our dedicated sales team will be happy to help.

## ENABLE / DISABLE FUNCTION

Input (pad 1)	Output (pad 3)
Open	Enabled
'1' level	Enabled
'0' level	High Impedance

## MARKING

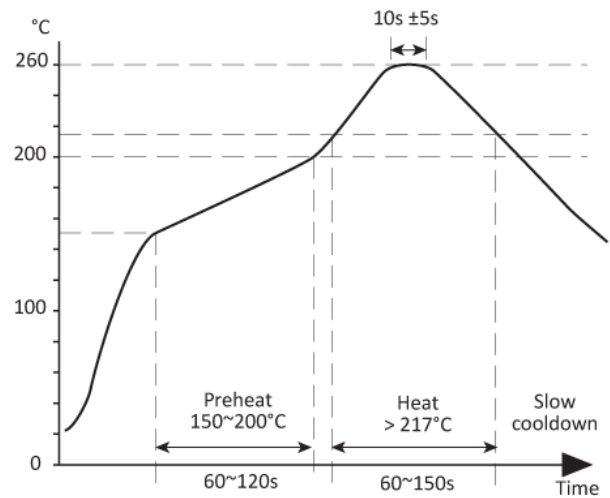


Marking type: Laser

DC = Date Code in YM, eg. "GF" = Jun 2017

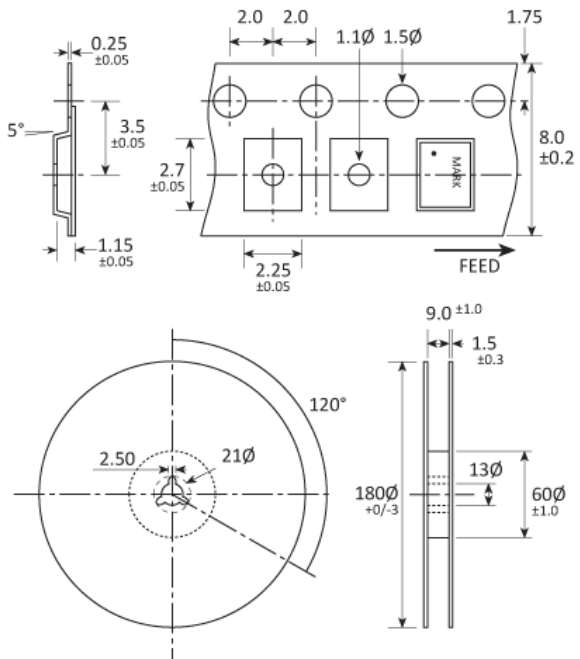
	A	B	C	D	E	F	G	H	J	K	L	M
Y	1	2	3	4	5	6	7	8	9	0		
M	Jan	Feb	Mar	Apr	May	Jun	Jul	Aug	Sep	Oct	Nov	Dec

## SOLDERING PROFILE



Lead free solderability limits: 260°C ±5°C x 10s ±5s x 2.

## TAPE & REEL SPECIFICATION



Dimensions in mm

## CONSTRUCTION

Ceramic body with gold-plated pads Metal lid, seam sealed

## HANDLING & STORAGE



Human Body Model (HBM) 1A (250V to <500V)



Moisture Sensitivity Level (MSL): 1 (or not applicable)

## COMPLIANCE



Lead-free (< 0.1% by weight)



RoHS compliant with no exemptions. [See our declaration](#)



REACH compliant. [See our statement](#)



Free of conflict minerals. [See our declaration](#)



Free of Halogens. [See our declaration](#)



Free of Ozone-depleting substances. [See our declaration](#)